

# ➤ Instructions


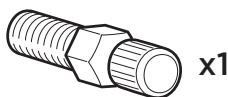
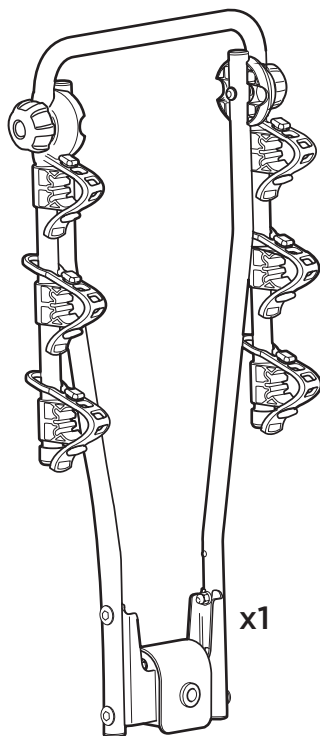

## Thule HangOn 974




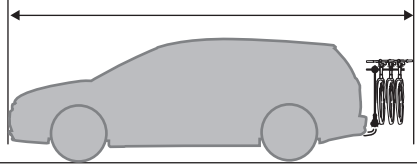
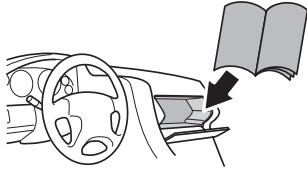
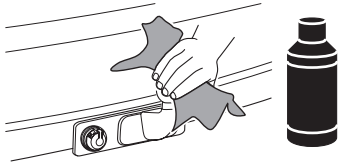
- EN** Tow bar-mounted bike carrier  
**DE** Fahrradträger für die Anhängerkupplung  
**FR** Porte-vélos sur boule d'attelage  
**NL** Fietsdrager voor op de trekhaak  
**IT** Portabici da installare sul gancio da traino  
**ES** Portabicicletas de bola de remolque  
**PT** Suporte para bicicleta para engate  
**SV** Dragkroksmonterad cykelhållare  
**DK** Cykelholder, der er monteret på anhængertræk  
**NO** Hengerfestemonteerte lasteholdere  
**FI** Vetokoukkuun kiinnitettävä polkupyöräteline  
**ET** Haakekonsule paigaldatav jalgrattahoidik  
**LV** Uz piekabes āka uzstādāms velosipēdu turētājs  
**LT** Prie gražūlo tvirtinami dviračių laikikliai  
**PL** Bagażnik rowerowy montowany na haku holowniczym  
**RU** Устанавливаемое на фарколе крепление для велосипедов  
**UK** Багажник для велосипедів, що монтується на буксирній штанзі  
**BG** Багажник за велосипеди, монтиран на теглича  
**CS** Nosič jízdních kol s montáží na tažné zařízení  
**SK** Nosič bicyklov s montážou na ťažné zariadenie  
**SL** Prtljažnik za kolesa za na vlečno kljuko
- HR/BIH** Nosач bicikla koji se postavlja na kuku za vuču  
**RO** Suport pentru bicicletă montat pe bara de tracțiune  
**HU** Vonóhorogra szerelhető kerékpártartó  
**EL** Σχόρα ποδηλάτου κοσμάδιου  
**TR** Çeki demirine bağlanan bisiklet taşıyıcı  
**HE** מנשא אופניים למרכב על א הורגה  
**AR** حامل الدراجة للتثبيت على قضيب القطر  
**ZH** 拖杆安装式托架  
**JA** トウバーマウント型サイクルキャリア  
**KO** 투우바 장착 자전거 캐리어  
**TH** ครงยึดจับจักรยานแบบติดตั้งกับอุปกรณ์ลากพ่วงท้ายรถ

### CITY CRASH

Complies with ISO norm



**i**




**D.1**

Aluminium  
or GGG40



**i**

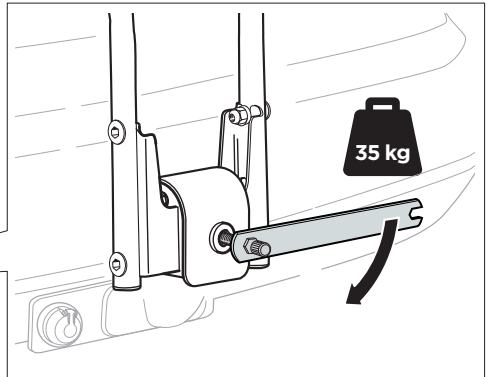
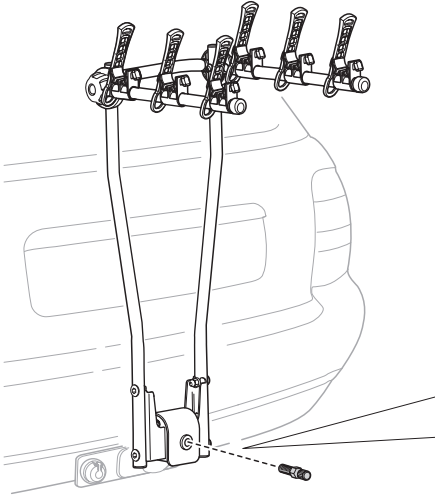
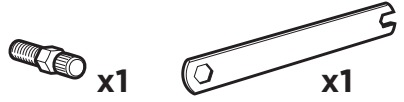


35 kg
40 kg
>60 kg

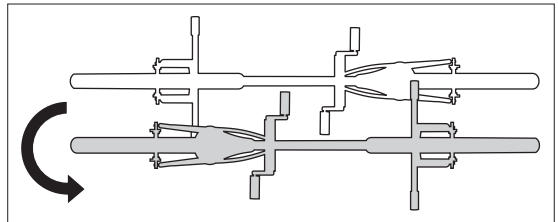
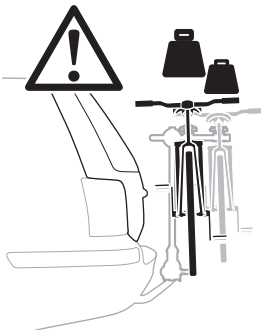

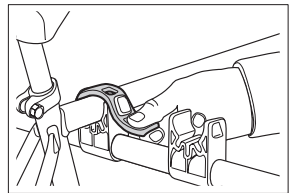




Max 15 Kg
Max 30 kg
Max 45 kg

1



2



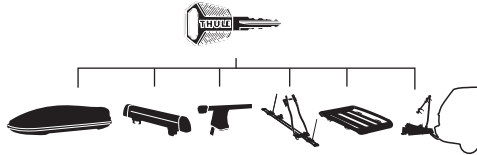
**EN** Accessories  
**DE** Zubehör  
**FR** Accessoires  
**NL** Accessoires  
**IT** Accessori  
**ES** Accesorios  
**PT** Acessórios  
**SV** Tillbehör




**DK** Tilbehør  
**NE** Tilbehør  
**FI** Lisävarusteet  
**ET** Lisavarustus  
**LV** Piederumi  
**LT** Priedai  
**PL** Akcesoria  
**RU** Аксессуары

**UK** Аксессуары  
**BG** Принадлежности  
**CS** Doplòky  
**SK** Príslušenstvo  
**SL** Dodatki  
**HR/BIH** Dodaci  
**RO** Accesorii  
**HU** Tartozékok

**EL** Εξαρτήματα  
**TR** Aksesuarlar  
**AR** الملحقات  
**HE** אביזרים  
**ZH** 附件  
**JA** アクセサリー  
**KO** 액세서리  
**TH** อุปกรณ์เสริม

## Thule One-Key System



**450400**  (x4)  
**450600**  (x6)  
**450800**  (x8)  
**451200**  (x12)  
**451600**  (x16)


## Thule Cable Lock

538




## Thule Number Plate

9762



## Thule Bike Frame Adapter

982

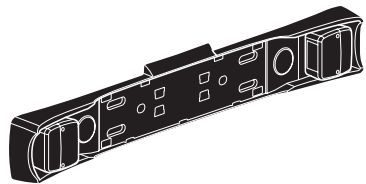


**Carbon  
Frame**



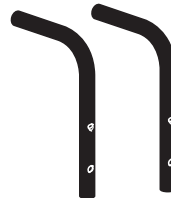
## Thule Light Board

976



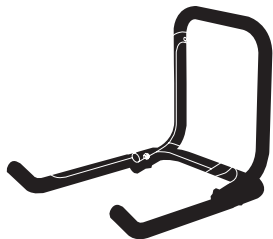
## Thule Light Board Adapter

9761



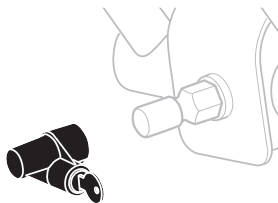
**Thule Wall Hanger**

9771



**Thule Towbar Lock**

957



 Thule Sweden AB, Borggatan 5  
335 73 Hillerstorp, SWEDEN

› PART OF THULE GROUP

 [info@thule.com](mailto:info@thule.com)

© Thule Group 2019. All rights reserved.

 [www.thule.com](http://www.thule.com)

501-7236-06